



**STRATA**  
natural stone  

---

**EXTERIORS**

**MUST FOLLOW IMPORTANT GUIDELINES  
BEFORE INSTALLATION**



**THICKNESS**

Please ensure you have read all the information provided  
in this document prior to arranging delivery.

## 1) BEFORE FIXING PORCELAIN TILES,

PLEASE CHECK “SHADE NUMBER” OR “BATCHES NUMBER” ON THE BOXES AND ON EACH PALLETS. SAME SHADE NUMBER OR BATCH NUMBER PALLETS OR BOXES CONTAINS SAME COLOR SHADE

\*Please note that certain amount of shade and size variation is inherent in manufacturing of porcelain product.

### LOCATION OF BATCHES OR SHADE ON PALLETS AND BOXES BELOW



Batch Or Shade Location On Each Pallet



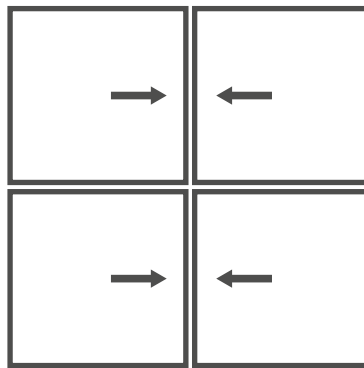
Batch Location On Boxes

It is essential that tiles used on an individual project have the same batch code and it also recommended that tiles used are from the same batch or shade number if possible. Where this is not possible (e.g. for large project installations) tiles with different batch codes can be used on different areas of the location in same project, Tiles with different batch or shade codes should NEVER be mixed on one project.

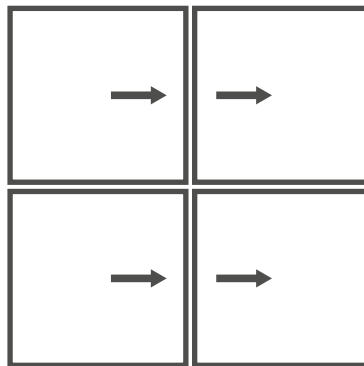
Make sure that they give an acceptable blend of shade, batch, color, patterns and design. Also make sure that they tiles are acceptable to your satisfaction.

If you find any unsatisfaction regarding color, urgently inform person of Strata Stone .we will do needfull.After laying complains will not be entertain.

2) DURING LAYING KIDNLY LOOK FOR ARROW ( ) ON THE BACK OF TILE. AND FOLLOW THE LAYING PATTERN AS SHOWN BELOW



Incorrect



Correct

Location Of Arrow In Porcelain Back Side




### 3) BATCH VARIATIONS

BELOW IS BATCH VARIATIONS- its not material problem.

ITS NORMAL IN MANUFACTURING PROCESS.MANUFACTERER CONTROL AS LESS BATCHES AS POSSIBLE.

Be careful before laying. Below is examples of error of wrong laying. Not manufacturer.



#### 4) PLEASE LOOK FOR DESIGNS PATTERN IN ASYMETRIC DESIGNS

HERE VOLCANIC GREY HAS 6 DIFFERENT RANDOMS

Avoid use same randoms to near to each others it creates unsatisfaction.



Incorrect Way To Lay



Correct Way To Lay



## **STRATA STONES**

### **By Post**

📍 Raeburn Road South, Ipswich Suffolk IP3 0ET.

### **By Telephone**

☎ +44 (0)1473 917 345

### **By Email**

✉ [sales@stratastones.co.uk](mailto:sales@stratastones.co.uk)

This information should be considered to be informal and non-binding. The products must be used according to local conditions and materials. Manufacturers instructions must be read carefully and followed closely. Always test the products in an inconspicuous area. We cannot accept any responsibility for reliance placed upon the advice contained herein since practical expertise and site conditions are outside of our control. Neither do we accept liability for the performance of the product arising from such use. This does not affect your statutory rights. The company reserves the right to modify, change, or cancel the content of this document without prior notice. The technical details mentioned cancel and replace the ones reported previously and where dimensions or sizes are specified, they shall be deemed to be nominal. The images, colours and finishes featured are for illustrative purposes only and may feature products that are not currently available.